

CONFLUENCES 2

Design by
Philippe Nigro

Description

Confluences may be considered to be a trailblazer in terms of the new trend for 'counterforms' as characterised by the interwoven yin-yang or puzzle-type effect. It will be just as pleasing to lovers of radical design, pioneers searching for a settee which is totally different from any other, as it will to all those who are seduced first and foremost by the freedom of posture and unheard-of conviviality offered by its colourful, unbridled compositions.

Technical Specifications

CONSTRUCTION

Seat in 3-layer particleboard and panels of multiply. Back in mechanically-soldered steel. Seat and back held together by steel brackets. Structure clad in polyether foam and 100 g/m² polyester quilting. Base in matt black lacquered machined MDF.

COMFORT

Suspension of seat via blocks of interlinked biconical springs made from steel wire. Seat cushion in high resilience polyurethane Bultex foam (42kg/m³ – 4.8 kPa and 38 kg/m³ – 3.6 kPa). Steel mesh suspension on back. Cushions have comfort layer of Bultex foam (26 kg/m³ – 1.4 kPa). Cushions clad in 110g/m² polyester quilting. Lumbar cushion filled with pure down (new duck down).

MAKING-UP

Baguette stitching. Model may be taken apart and covers removed (NB except leather).

COVERING MATERIALS

Each item is given either a monocolour treatment (list of exclusive covering materials) or a multicolour one.

More info at

www.ligne-roset.com

© Ligne Roset 2020




2-SEAT SETTEE MULTICOLOUR VERSION CONFLUENCES - 2

DIMENSIONS

H 870 mm - W 1750 mm - D 1040 mm - SH 390 mm -

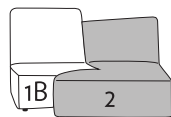
Other sizes



toi et moi chair plain version
confluences - 2

DIMENSIONS

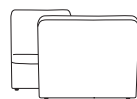
H 850 - mm
W 1450 - mm
D 1480 - mm
SH 390 - mm



toi et moi chair multicolour version
confluences - 2

DIMENSIONS

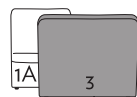
H 850 - mm
W 1450 - mm
D 1480 - mm
SH 390 - mm



small conversation settee plain version
confluences - 2

DIMENSIONS

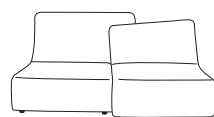
H 850 - mm
W 1260 - mm
D 1700 - mm
SH 390 - mm



small conversation settee multicolour
version confluences - 2

DIMENSIONS

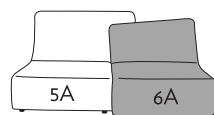
H 850 - mm
W 1260 - mm
D 1700 - mm
SH 390 - mm



2-seat settee plain version confluences
- 2

DIMENSIONS

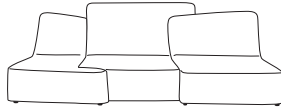
H 870 - mm
W 1750 - mm
D 1040 - mm
SH 390 - mm



2-seat settee multicolour version
confluences - 2

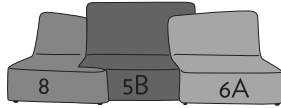
DIMENSIONS

H 870 - mm
W 1750 - mm
D 1040 - mm
SH 390 - mm




3-seat settee plain version confluences
- 2

DIMENSIONS
H 870 - mm
W 2350 - mm
D 1045 - mm
SH 390 - mm



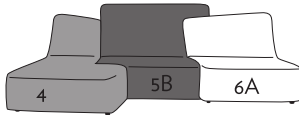
3-seat settee multicolour version
confluences - 2

DIMENSIONS
H 870 - mm
W 2350 - mm
D 1045 - mm
SH 390 - mm




3-seat settee/right plain version
confluences - 2

DIMENSIONS
H 870 - mm
W 2400 - mm
D 1520 - mm
SH 390 - mm



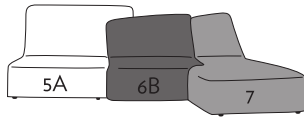
3-seat settee/right multicolour version
confluences - 2

DIMENSIONS
H 870 - mm
W 2400 - mm
D 1520 - mm
SH 390 - mm



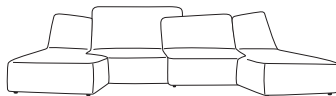
3-seat settee/left plain version
confluences - 2

DIMENSIONS
H 870 - mm
W 2500 - mm
D 1580 - mm
SH 390 - mm



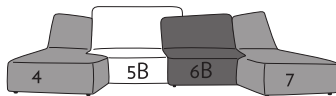
3-seat settee/left multicolour version
confluences - 2

DIMENSIONS
H 870 - mm
W 2500 - mm
D 1580 - mm
SH 390 - mm



long 4-seat settee plain version
confluences - 2

DIMENSIONS
H 870 - mm
W 3150 - mm
D 1580 - mm
SH 390 - mm



long 4-seat settee multicolour version
confluences - 2

DIMENSIONS
H 870 - mm
W 3150 - mm
D 1580 - mm
SH 390 - mm



footstool plain version confluences - 2

DIMENSIONS
W 850 - mm
D 350 - mm
SH 390 - mm



lumbar cushion confluences - 2

DIMENSIONS
H 280 - mm
W 660 - mm
E 100 - mm



set of 2 lumbar cushions confluences -
2

DIMENSIONS